

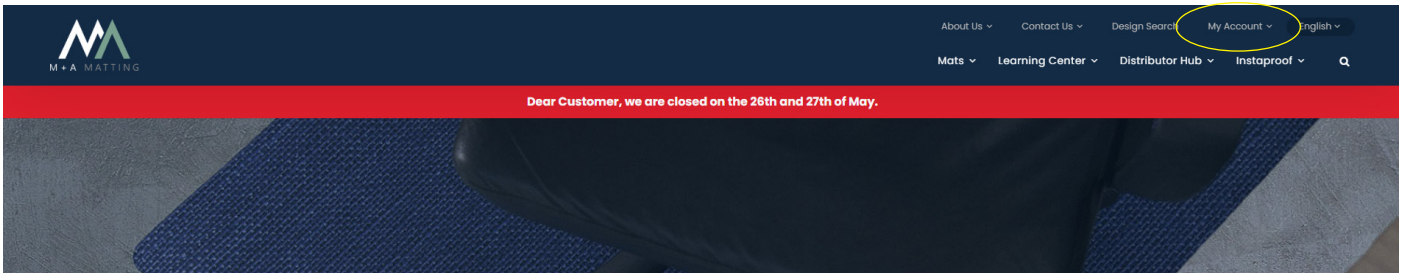


Ordering Standard Mats User Guide

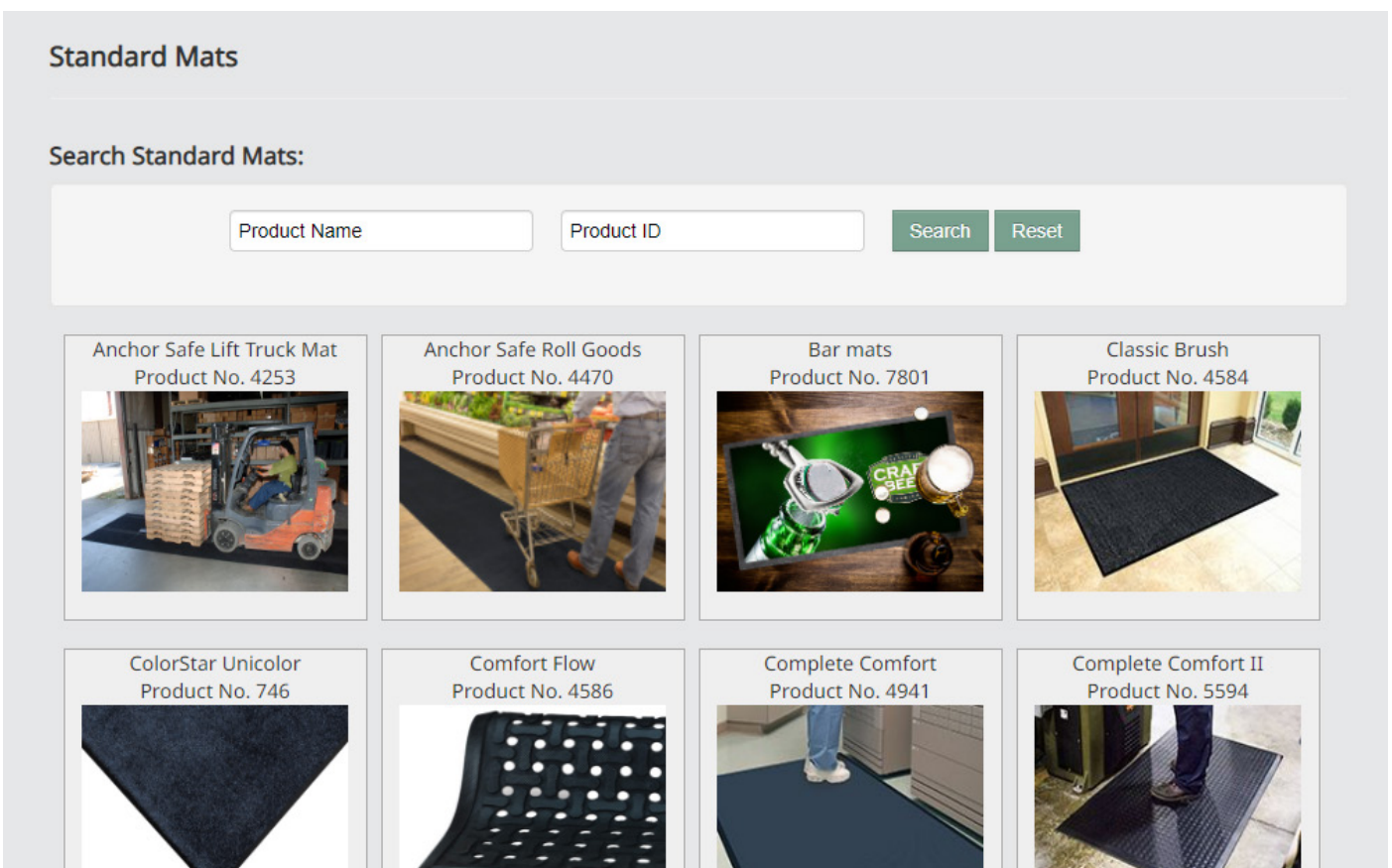
Ordering standard mats can be quickly and easily done via your customer account on our website.

<https://www.mamattling.eu/>

- Go to www.mamattening.eu
- Click on 'My Account'




- Type in your login and password.
- Go to **Order ▶ Standard Mats Order**. This will open the Standard Mats product page.



- Select the product you wish to order. You will be directed to the **Configure Your Product** page.
 - ▶ Depending on the product, you will have to determine options like color, size, backing, border etc.

- Once everything is configured, you can calculate your pricing by entering the desired quantity. You may also choose to add any comments to your order.

1

With Rubber Border ▼ Cool Anthracite - C07 ▼ 75 x 85 ▼ 

Claw ▼ 3.0mm ▼ Square ▼

Quantity:

Each: €39.66

[+Click here to add another configuration](#)

Total: €39.66

Extra Information:

- You can then add this to your basket (or standard order form). You will be directed to the My Basket page.

My Basket

- At checkout, you will enter the delivery address, ideal shipping method, and PO information.
 - ▶ If your order is still incomplete, you may also choose to add more products.

Select Delivery Address:

Mountville Samples ▼

Other

Fields that are * required *

Your Delivery Information

Company Name*:

Country Code*:

Line 1*: Line 2:

City*: State:

Postal Code*: Telephone Number:

Shipping

NEW Notifications: Notify When Shipped: Notify When Delivered:

- After completing the order, you will see the confirmation screen.
 - ▶ When your order is confirmed by a customer service representative, an email will be sent to your chosen address and you can further inspect your order for accuracy. We suggest checking for color, size, design, and property mark information.

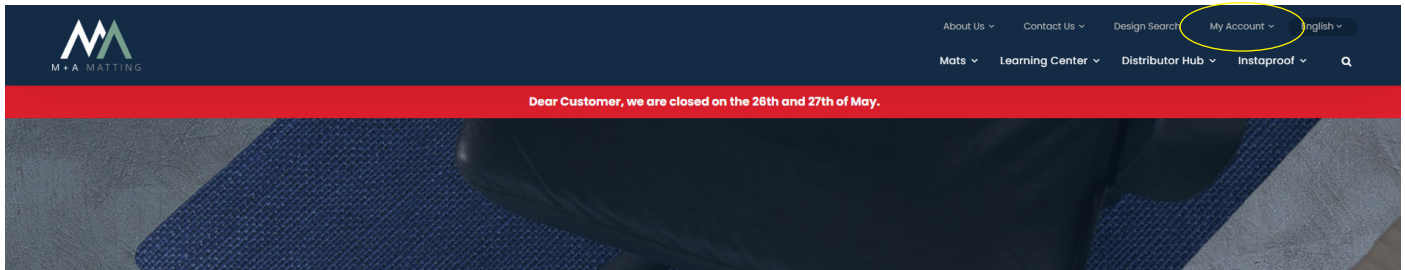


Order form User Guide

The 'Order Form' is another way to quickly order standard mats. This is a good tool if you consistently order the same products.

<https://www.mamattling.eu/>

- Go to www.mamattng.eu
- Click on 'My Account'



- Type in your login and password.
- Go to **Order ► Your Order Form**. This will open the Standard Order Form page.

Standard Order Form

| Qty | Color | Size | Backing | Corners | Thickness | Extra | Price | Actions |
|----------------------|------------|-----------|---------|---------|-----------|---------------------------------|--------|---------|
| Crystal | | | | | | | | |
| <input type="text"/> | Anthracite | 60 x 85 | Smooth | Square | 1.5mm | ID Labels: (MOUNTVILLE/2018-05) | €21.20 | |
| Karaat | | | | | | | | |
| <input type="text"/> | Anthracite | 85 x 150 | Smooth | Square | 1.5mm | Property Marks:Yes | €44.34 | |
| <input type="text"/> | Blue Steel | 115 x 200 | Smooth | Square | 1.5mm | ID Labels: (MOUNTVILLE/2018-05) | €79.69 | |

- To add mats to the form, select **Add Standard Mats** or choose from your current options. This page will also calculate pricing when the quantity is entered.
- When you have completed your order form, simply press **Add to Basket**. From here the process is the same as previously described.